



Graphic Control Card

KD15

Specification

Version: V.1.1

Statement

Dear user friend, thanks for choosing SHENZHEN SYSOLUTION TECHNOLOGY CO.,LTD (hereinafter referred to as Sysolution) as your LED advertising equipment control system. The main purpose of this document is to help you quickly understand and use the product. We strive to be precise and reliable when writing the document, and the content may be modified or changed at any time without notice.

Copyright

The copyright of this document belongs to Sysolution. Without the written permission of our company, no unit or individual may copy or extract the content of this article in any form.

Trademark



is a registered trademark of Sysolution.

Update Record

No.	Version	Updates	Revision Date
1	V1.0	Initial Release	2024.04.07
2	V1.1	Update content	2024.07.16

Note: The document is subject to change without prior notice.


Product Introduction

Thank you for purchasing our LED control card. We hope you can fully experience the excellent performance of this product. The design of this LED control card complies with international and industry standards, but improper operation may still cause personal injury and property damage. In order to avoid potential hazards from the device and benefit as much as possible from your device, please follow the relevant instructions in this manual when installing and operating the product.

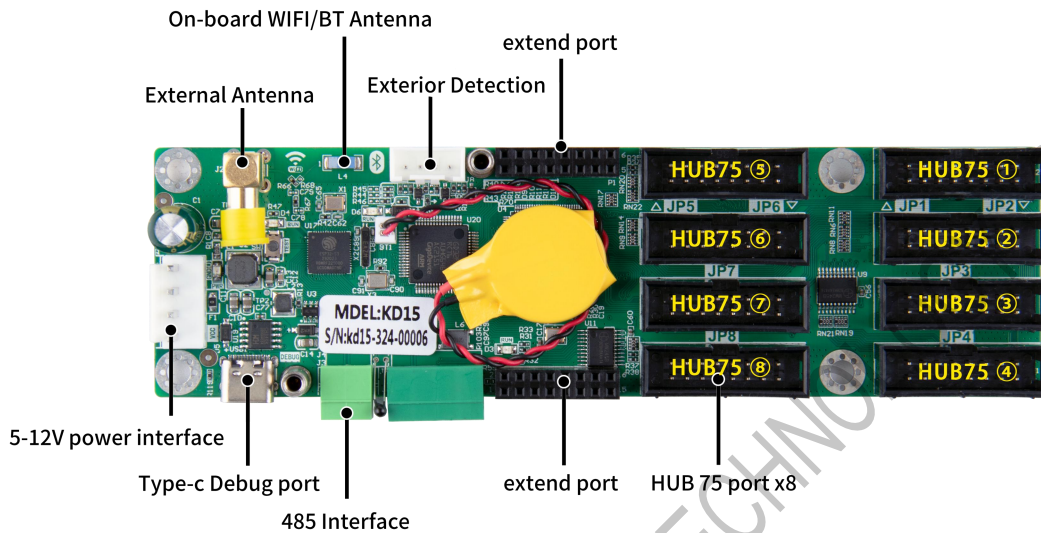
KD15 product is a universal Wi-Fi+BT+BLE microcontroller universal card that supports optional 4G modules. Supports IOS or Android OS mobile APP to publish programs, and can be connected to the Vehicle HUB cloud platform for wireless cluster remote control at anytime and from anywhere. The microcontroller control card is equipped with an FPGA independent display chip, and the display effect can be comparable to that of synchronous system grayscale and refresh. The product is aimed at mid to high end applications, improving performance and quality to meet higher customer needs. It is a dedicated controller for major engineering control projects!

Suitable for full-color bar screens, taxi animations, backpack screens, car sticker screens, street vendor screens, creative displays, motorcycle screens, etc. Due to its support for intelligent settings of upper computer software, this product is currently compatible with hundreds of commonly used driver IC chips on the market, and has a lower cost and smaller design volume compared to a single playback box. It can also be used for conventional small screen sampling or integrated design of transparent screens.

Product Image



Interface Specification



Interfaces	Description	
Input	power port	+3.8V~+5.5V
	Type-c	Debug
	exterior detection	SOS、EME、BUSY
Output	485	baudrate 9600
	WIFI/BT	IEEE 802.11b/g/n 2.4G, Bluetooth v4.2BR/EDR and BLE standard
	HUB75	7 hub75 ports, 1 port for empty/occupied status
	2*16PIN extend port	232、TTL、ADC brightness、4G/GPS、IO、AUDIO、LAN (require extend board, optional function)

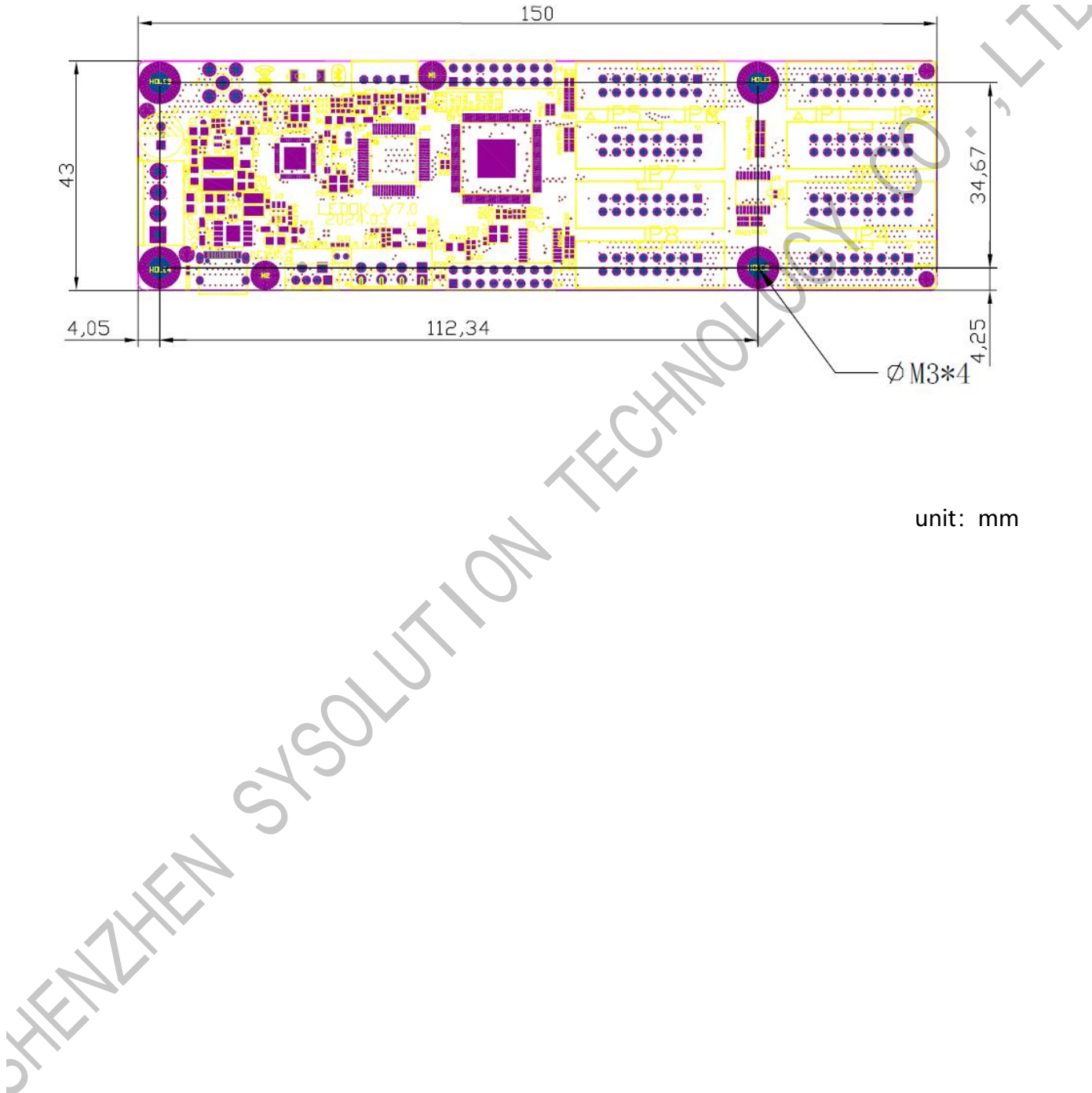
Product Parameters

Items	Parameters
Loading capacity	1024*64、512*128、256*256
Communication Interfaces	Standard: Bluetooth/WiFi/RS485/USB, optional: 4G, LAN, RS232/TTL
Storage	256M
WiFi	<ol style="list-style-type: none"> 1. Support IEEE802.11b/g/n protocols 2. Working frequency range: 2.4GHz~2.5GHz
Bluetooth	<ol style="list-style-type: none"> 1. Meet bluetooth v4.2BR/EDR and BLE standard 2. With -97dBm sensitivity NZIF receiver 3. Class-1,Class-2 and Class-3 sender 4. Audio CVSD and SBC
485	RS485 Two wire half duplex mode
4G(optional)	LTE-FDD B1/ 3/ 5/ 8 LTE-TDD B34/ 38/ 39/ 40/ 41
GPS(optional)	GPS/ BDS/ GLONASS/ Galileo (G11)
USB(optional)	USB 2.0 Full speed standard (12 Mbps)
232(optional)	Baud rate 9600
TTL(optional)	Support 3.3V, TTL signal, baud rate 9600
brightness	ADC light interface, optional mode: RL2

(optional)	
IO (optional)	Supports input and output, used to control card signals to trigger display of related content
AUDIO (optional)	Not support yet
LAN(optional)	Not support yet
Software	I LED (IOS and Android APP) screen configuration software: LedSet1.0

Working Conditions

Item	Parameters
Operating voltage	+3.8V~+5.5V
Operating current (average)	80mA
Supply current (min)	3A
Operating temperature	-40~85°C



unit: mm

Precautionary

1. The power supply of this product has an input voltage of 5V and a voltage range of 3.8V~5.5V, please strictly guarantee the quality of the power supply of KD15.
2. When you want to connect or unplug any signal or control cable, please make sure all power cables have been unplugged beforehand.
3. When you want to add hardware devices to this product or remove hardware devices from this product, please make sure that all signal and power cables have been unplugged beforehand.
4. Before performing any hardware operation, turn off the power of the control card and discharge the static electricity on your body by touching a grounded surface.
5. Please use it in a clean, dry and ventilated environment, do not put this product into high temperature, humidity and other environments.
6. This product is an electronic product, please keep it away from fire source, water source and flammable and explosive dangerous goods.
7. There are high-voltage parts inside the product, please do not open the chassis or repair the equipment by yourself.
8. If you find any smoke, odor or other abnormalities, please turn off the power switch immediately and contact your dealer.